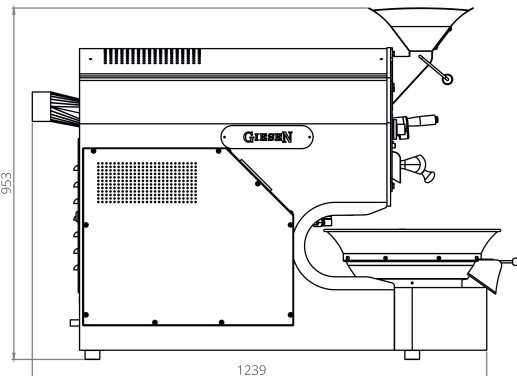
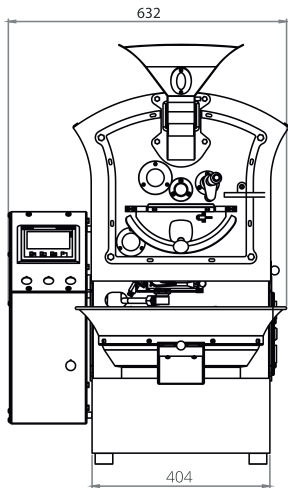


THE GIESEN STORY

With complete devotion, we aim to produce high quality coffee roasters that offer you the possibility to roast beans with more control than any other coffee roaster. By implementing new technology and focusing on developments in the industry, our team takes craftsmanship to the next level.



W1A, W1M & W1E










The perfect choice for roasting small batches high quality speciality coffee

- » **ENJOY THE ART OF ROASTING**
This roaster combines high quality and extensive functionalities in a compact and easy to use machine.
- » **IDENTIFY THE PERFECT ROAST PROFILE**
This roaster is perfect if you want to identify your perfect roast profile in a small batch.
- » **WHICH W1 FITS YOU BEST?**
This baby is available in three options. Find your perfect match!

WHAT OUR CLIENTS SAY ABOUT OUR W1 ROASTERS:

“Love Giesen roasters for so many reasons! Beauty and function, merged seamlessly into an outstanding machine of breathtaking awesomeness. Friendly, helpful staff. Ease of use, and amazing coffee! Couldn't ask for better.” - Typeface Coffee Roasters

SPECIFICATIONS

 Capacity 100 - 1500 gr.	 Gastype Natural & Propane (W1A)	 Weight 150 kg	 Heating Electrical (W1E)
 Power All power supplies	 Exhaust 100 mm	 Certificates CE	

W1A

It's all in the name. This automatic coffee roaster is compact, mobile and easy to use. The temperature, the drum speed and the burner are adjustable and the airflow can be controlled.

W1M

Enjoy the art of roasting with this manually operated roaster and it's many options. Like a adjustable burner pressure or manual airflow control. You can also roast and cool at the same time!

W1E

Our W1A but then electric! The drum speed and the burner pressure are adjustable and the airflow can be controlled.

OPTIONS

- STANDARD BLACK/RVS
- STANDARD BLACK/CHROME
- UNPAINTED RAW LOOK
- POWDER COATED ROOF
- GOLD HAMMERED OR PAINTED ROOF
- ALL RAL COLORS
- COMPANY LOGO
- UNDER PRESSURE CONTROL
- ROAST PROFILE SOFTWARE
- ROAST PROFILE LAPTOP
- ROAST PROFILE TABLET
- CROPSTER ACCESS CODE
- REMOTE SUPPORT ROUTER
- TEMP. SENSOR DOUBLE READ OUT
- INFRARED SENSOR
- PRESENTATION TABLE